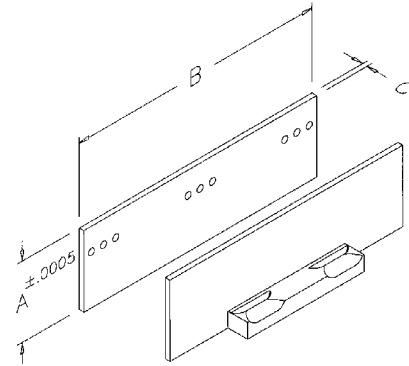



AccuSnap Parallel Kits



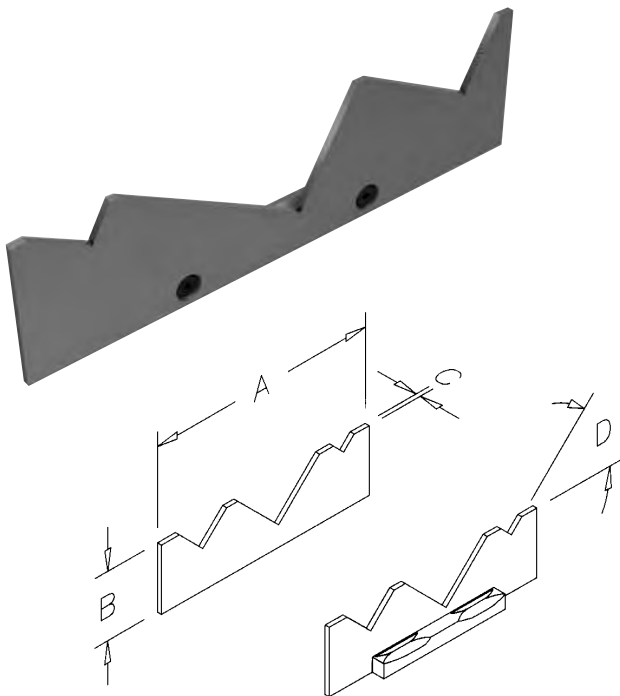
CONTAINS 1 PAIR PER SIZE

- AccuSnap parallels are to be used in conjunction with AccuSnap master jaws (page 178).
- Parallels “snap” into position quickly and easily.
- Parallels are ejected from the master jaws via a kick out pawl assembly.
- Can be used in conjunction with AccuSnap modular workstops (page 182).
- Individual parallel sets available (page 178).
- Holder racks available for 4” and 6” sets (page 183).

Vise Size	Part Number		Basic A	Advanced A		B	C
	Basic	Advanced					
4"	APS4000	APS4001	.500*	.500*	1.000	3.980	.118
			.750*	.625*	1.125		
			1.000	.750*	1.250		
			1.250	.875	1.312		
			1.312				
6"	APS6000	APS6001	.750*	.750*	1.500	5.980	.118
			1.000*	1.000*	1.625		
			1.250	1.125	1.750		
			1.500	1.250	1.812		
			1.750	1.375			
8"	APS8000	APS8001	1.000*	1.000*	1.750	7.980	.118
			1.250	1.250	1.875		
			1.500	1.375	2.000		
			1.750	1.500	2.125		
			2.000	1.625	2.250		
2.250							

*Do not include center mounting holes for AccuSnap Modular Workstops

AccuSnap Mill Angles



- AccuSnap mill angles are designed to be used with the AccuSnap master jaws (page 178).
- AccuSnap mill angle parallel sets available on page 180.
- Sold as individual units or matched sets.

Vise Size	Part Number		A	B	C	(Degree)
	Individual	Matched Set				D
4"	AMA4020	AMM4020	4.000	1.240	.118	20
	AMA4025	AMM4025				25
	AMA4030	AMM4030				30
	AMA4035	AMM4035				35
	AMA4040	AMM4040				40
AMA4045	AMM4045	45				
6"	AMA6020	AMM6020	6.000	1.740	.118	20
	AMA6025	AMM6025				25
	AMA6030	AMM6030				30
	AMA6035	AMM6035				35
	AMA6040	AMM6040				40
AMA6045	AMM6045	45				
8"	AMA8020	AMM8020	8.000	2.230	.118	20
	AMA8025	AMM8025				25
	AMA8030	AMM8030				30
	AMA8035	AMM8035				35
	AMA8040	AMM8040				40
AMA8045	AMM8045	45				