
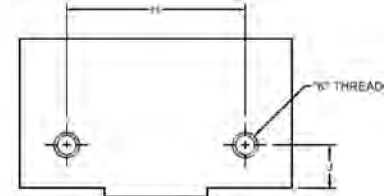
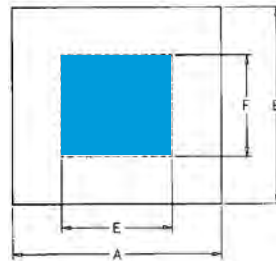


SnapLock Machinable Fixture Jaws for Single Station Application

- Manufactured from high quality aluminum, steel and 4140 steel.
- Tapped holes allow user to convert the ReLock® vise into a single station vise using the single station conversion plate on page 167.
- SnapLock Jaws are only used with the ReLock® System.



Outside




■ Denotes non-machinable areas

Vise Size	PART NUMBER			A	B	C	E	F	G	H	J	K	Style
	Aluminum	1018 Steel	4140 Steel										
4"	SSJ4200T	SSJ4022T	SSJ4024T	4.250	3.94	1.500	2.250	2.060	1.060	2.500	.687	3/8-16 x .63	Std.
4"	SSJ4175T	---	---	4.250	3.94	2.75	2.250	2.060	1.060	2.500	.687	3/8-16 x .63	Tall
6"	SSJ6200T	SSJ6022T	SSJ6024T	5.812	5.94	2.000	3.063	2.810	1.280	3.875	.937	1/2-13 x .75	Std.
6"	SSJ6225T	---	---	5.812	5.94	3.25	3.063	2.810	1.280	3.875	.937	1/2-13 x .75	Tall
8"	SSJ8200T	SSJ8022T	SSJ8024T	7.500	7.94	2.500	3.125	2.625	1.500	4.750	1.218	5/8-11 x 1.3	Std.
8"	SSJ8275T	---	---	7.500	7.94	3.75	3.125	2.625	1.500	4.750	1.218	5/8-11 x 1.3	Tall

SnapLock Full-Coverage Machinable Fixture Jaws

- Manufactured from high quality aluminum.
- Jaws are reversible for additional workpiece set-up.
- Jaws allow maximum part contact and part rigidity.
- SnapLock jaws are to be used with the ReLock system only.
- See page 174 for additional outside jaws to be used in conjunction with full coverage center jaws.



Please refer to drawing on page 174

Part No.	Part Desc.	A	B	C	D	E	F	G	Style	3-piece Sets Include:
SSJ4000FC	3 PC SET	4.250	3.94	1.500	6.500	2.250	2.060	1.060	Standard	2: SSJ4200 & 1: SSJ4100FC
SSJ4100FC	1 CENTER	4.250	3.94	1.500	6.500	2.250	2.060	1.060	Standard	Standard
SSJ4275FC	3 PC SET	4.250	3.94	2.750	6.500	2.250	2.060	1.060	Tall	2: SSJ4175 & 1: SSJ4075FC
SSJ4075FC	1 CENTER	4.250	3.94	2.750	6.500	2.250	2.060	1.060	Tall	Tall
SSJ4006FC	3 PC SET	4.250	5.94	1.500	6.500	2.250	2.060	1.060	Wide	2: SSJ4026 & 1: SSJ4016FC
SSJ4016FC	1 CENTER	4.250	5.94	1.500	6.500	2.250	2.060	1.060	Wide	Wide
SSJ6000FC	3 PC SET	5.812	5.94	2.000	7.875	3.063	2.810	1.280	Standard	2: SSJ6200 & 1: SSJ6100FC
SSJ6100FC	1 CENTER	5.812	5.94	2.000	7.875	3.063	2.810	1.280	Standard	Standard
SSJ6325FC	3 PC SET	5.812	5.94	3.250	7.875	3.063	2.810	1.280	Tall	2: SSJ6225 & 1: SSJ6125FC
SSJ6125FC	1 CENTER	5.812	5.94	3.250	7.875	3.063	2.810	1.280	Tall	Tall
SSJ6008FC	3 PC SET	5.812	7.94	2.000	7.875	3.063	2.810	1.280	Wide	2: SSJ6208 & 1: SSJ6108FC
SSJ6108FC	1 CENTER	5.812	7.94	2.000	7.875	3.063	2.810	1.280	Wide	Wide
SSJ8000FC	3 PC SET	7.500	7.94	2.500	11.500	3.125	2.625	1.500	Standard	2: SSJ8200 & 1: SSJ8100FC
SSJ8100FC	1 CENTER	7.500	7.94	2.500	11.500	3.125	2.625	1.500	Standard	Standard
SSJ8375FC	3 PC SET	7.500	7.94	3.750	11.500	3.125	2.625	1.500	Tall	2: SSJ8275 & 1: SSJ8175FC
SSJ8175FC	1 CENTER	7.500	7.94	3.750	11.500	3.125	2.625	1.500	Tall	Tall
SSJ8010FC	3 PC SET	7.500	9.94	2.500	11.500	3.125	2.625	1.500	Wide	2: SSJ8210 & 1: SSJ8110FC
SSJ8110FC	1 CENTER	7.500	9.94	2.500	11.500	3.125	2.625	1.500	Wide	Wide